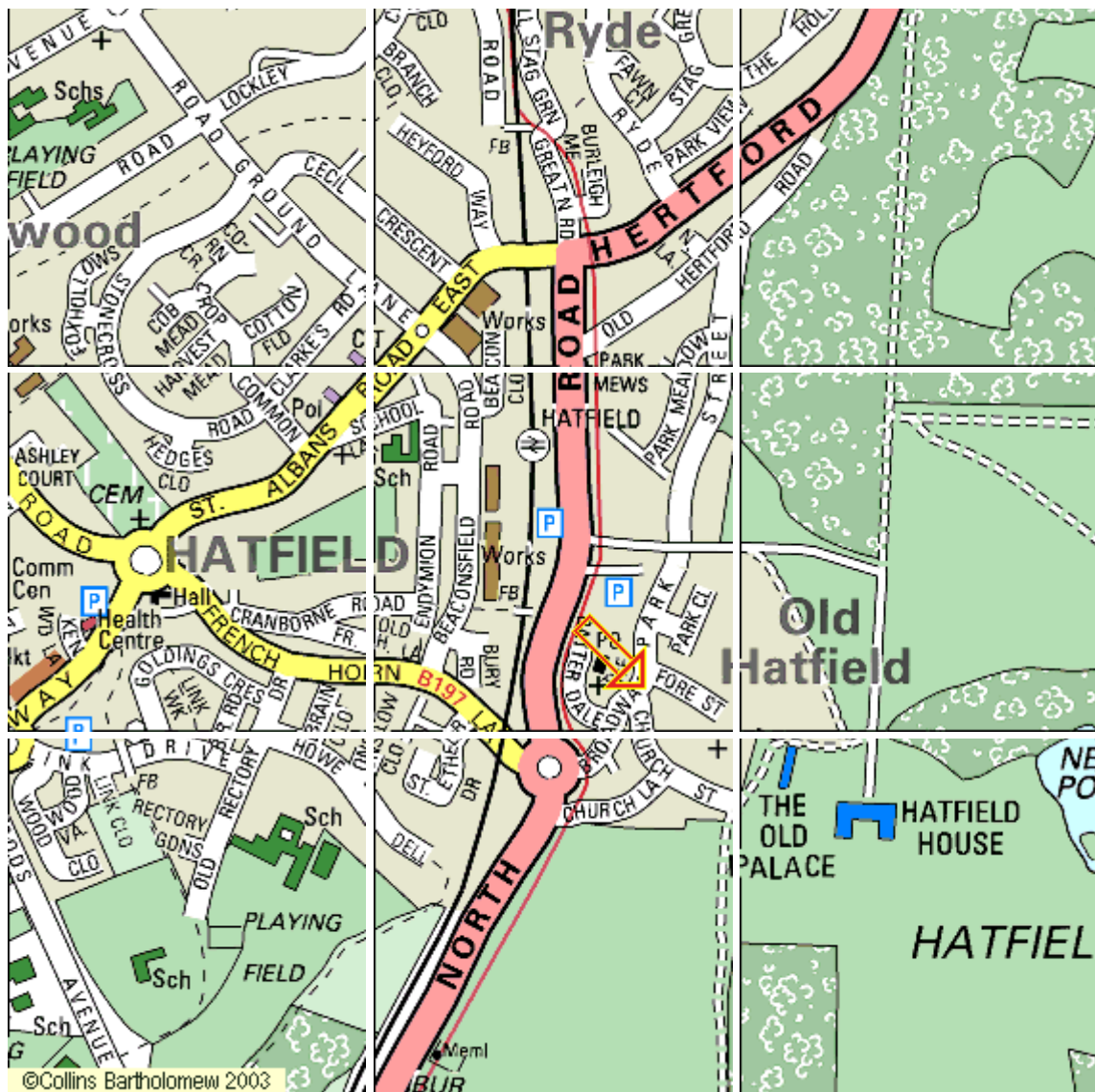


The White House  
 1 The Broadway  
 Old Hatfield  
 Herts.  
 AL9 5BG

## How to find us...

### ON FOOT

From Hatfield Train Station. The station faces the front gates to Hatfield House with a major road running across the front of the station. To the right of the Station forecourt there is a subway leading under the road. Follow the path out of the subway into the main square. Cross the square to the opposite corner, i.e. the far right hand corner. Turn left and continue to the road. Ahead you will see a small street (Fore Street) leading up the hill. You will see a White House on the right hand corner, that is us. We have a black door signed 1A. Welcome...

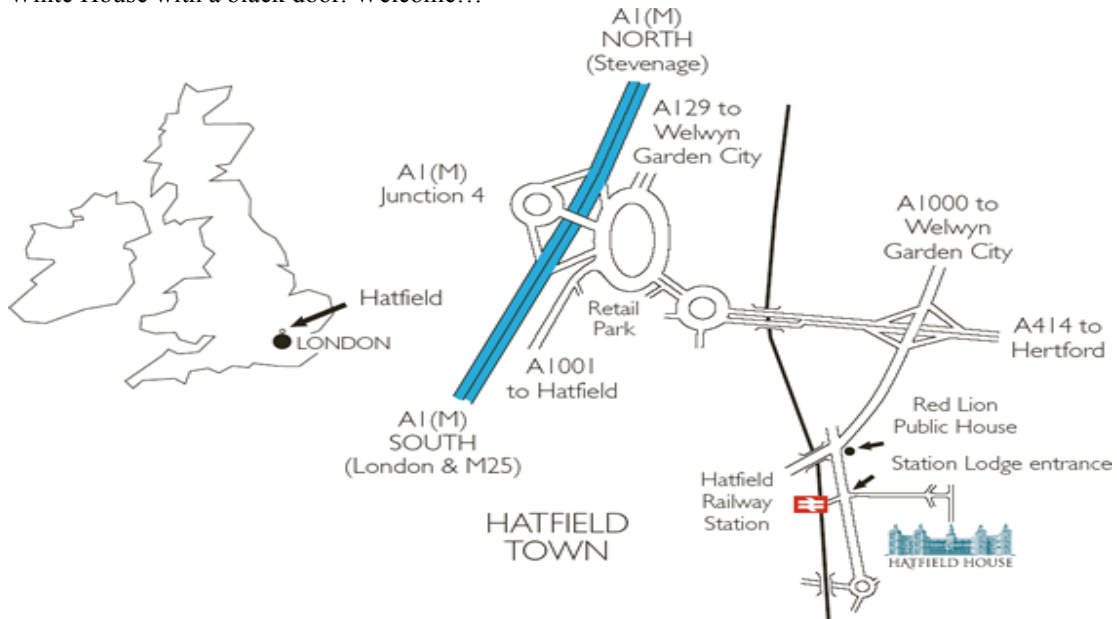


### BY RAIL

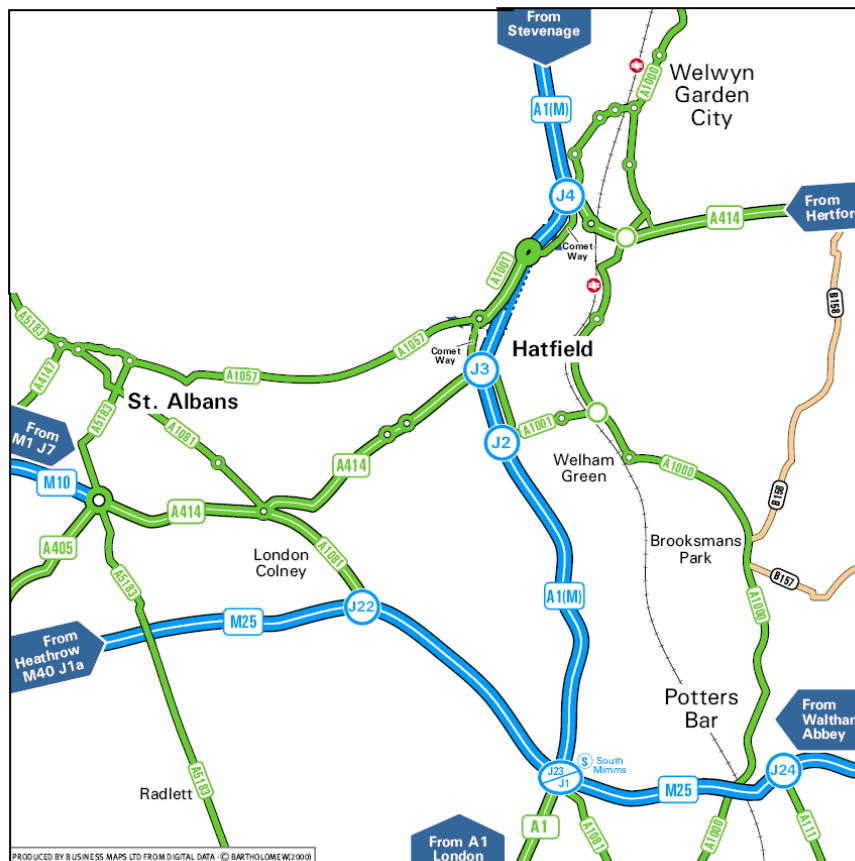
From London, two services operate per hour to Hatfield from Kings Cross at 6 and 36 minutes past the hour, taking approx. 20 minutes, and from Peterborough and Cambridge to the North, taking little over an hour and departing from Peterborough at 20 minutes past the hour and Cambridge at 54 minutes past. From Moorgate the service operates three trains per hour at 02, 22 and 42 minutes past the hour. From Hatfield rail station please follow the directions above for travel on foot from the station.

## BY CAR

Via the **A1(M)**. If travelling from London the A1(M) can be found at junction 23 of the M25. Exit the A1(M) at junction 4 (signposted Hatfield and Welwyn Garden City). Take the 2<sup>nd</sup> exit (signposted A414 Hertford). At the next roundabout take the 1<sup>st</sup> exit (again signposted A414 Hertford). Exit the A414 at the next junction (signposted Old Hatfield and Hatfield House). Turn right at the traffic lights. At the next traffic lights turn left and continue past the train station on your right. At the roundabout take the 1<sup>st</sup> exit into Old Hatfield. We are on the corner with the 2<sup>nd</sup> street on the right, Fore Street, The White House with a black door. Welcome...



Via the **A414** from the Essex and the East, this will pass directly through the centre of Hertford, however Hatfield (A414) is well signposted. Exit the A414 at the junction signposted for Old Hatfield and Hatfield House. Turn left onto the A1000. At the traffic lights turn left and continue past the train station on your left. At the roundabout take the 1<sup>st</sup> exit into Old Hatfield. We are on the corner with the 2<sup>nd</sup> street on the right, Fore Street. The White House with a black door. Welcome...



For further instructions please go to [www.streetmap.co.uk](http://www.streetmap.co.uk) and type in our postcode.

Via the **M1**. Exit junction 7 of the M1 and join the M10 (signposted St Albans and Hatfield). At the Park Street Roundabout take the 2<sup>nd</sup> exit onto the A414 (signposted Hatfield). At the London Colney Roundabout take the 2<sup>nd</sup> exit to continue on the A414 towards Hatfield. Continue along the A414 until the junction with the A1(M) (junction 3 of the A414). From here please follow the directions for travel via the A1(M) above.

### Parking

There is a car park facility available which is within a short walking distance. Driving from the **A1(M)** following the instructions above continue driving past the final roundabout. You will immediately come to a second left turn (**Church Lane**), which you should take. Once you have turned left you will notice ahead and to the right of you a large wooden open gate. Outside you will notice blue signs which read "Private Car Park". Enter and park here.



### Note

There is a 'Shoppers' car park situated in front of the office building. If you should park your car there be warned that there is a 1 hour time limit and this is vigorously enforced.